



UHCU Mobile App Guide

Introduction

United Heritage Credit Union offers a mobile app for both iPhone and Android devices called **UHCU Mobile**. The **UHCU Mobile** App can be downloaded from the Apple App store or the Google Play store free of charge. Please see below for the **UHCU Mobile** App set up overview and screen features.

UHCU Mobile App Set Up

Operating System Requirements

- Apple iOS (version 6.0+)
- AndroidOS (version 4.1+)

App Store Name and Icon

- Search for “UHCU Mobile” in the app store and look for the UHCU Mobile App icon shown below.



Login Credentials

- Log in to the **UHCU Mobile** App using the same Username and Password as your UHCU Online Banking account.

Web BillPay

- You can enroll in and access Web BillPay via the **UHCU Mobile** App.

- For more information regarding how to set up Web BillPay, please view the Full Online Banking Guide PDF at uhcu.org/onlinebanking.



UHCU Mobile App Guide

UHCU Mobile App Screen Features

Login Screen

Log in using the same Login ID (Username) and Password as your UHCU Online Banking account. You will be prompted for a Secure Access Code which can be sent to the phone number or email address you currently have on file with UHCU.

Please choose a delivery method for your secure access code:

SMS : (***) *** - 7623

E-mail : XXXXrest@XXcu.org

[Back](#)

United Heritage
Credit Union

Login ID

Password

Remember me?

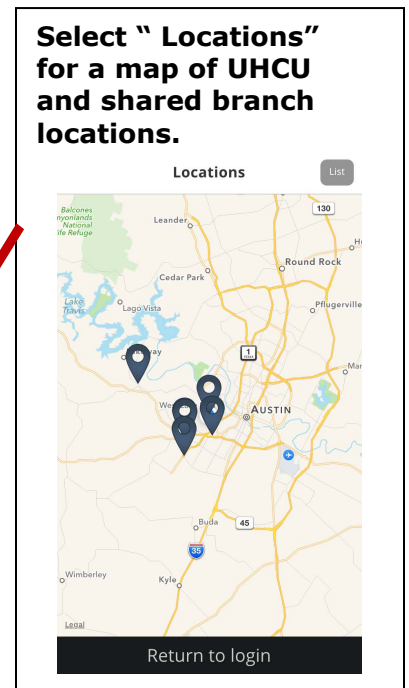
[Forgot your password?](#)

[Log In](#)

[Call Us](#) | [Locations](#)

Check the "Remember me?" box to store sign in information for future Mobile Banking sessions.

Select "Locations" for a map of UHCU and shared branch locations.



Select "Forgot your password?" to obtain a Secure Access Code and reset your password.

Select "Call Us" for quick access to UHCU's contact information.



UHCU Mobile App Guide

Main Menu Screen

Select "Home" to view account balances.

Home

Welcome back,
Last login 01/28/2016 at 12:15 PM

Accounts

5626-FREEDOM CHECKING-S82
XXXXXX Available Balance

5626-REGULAR SAVINGS-S00
XXXXXX Available Balance

Select "Transfer Money" to transfer funds.

Funds Transfer

FROM *

TO *

AMOUNT *

Make this a recurring transaction

DATE 1/28/2016 *

MEMO

* - Indicates required field

Clear Transfer Funds

Home

Messages

Transactions

Transfer/Recurring Tra...

Web BillPay

Deposit Check

Activity Center

Mobile Deposit Enroll...

Branches

Services

Help

Settings

Log Off

Select "Messages" to view and send secure messages.

Messages

New Conversation

Select All

Security Alert Notification: Invalid Password
Customer Service 9:45 am

Security Alert Notification: Invalid Password
Customer Service 9:08 am

Select "More" to view quick links to transaction functions.

Transfer Funds

Deposit Check

Enroll in Bill Pay

Select "Branches" to find a UHCU or shared branch location.

Locations

Return to login

Select "Settings" to edit password and review Mobile Banking profile.

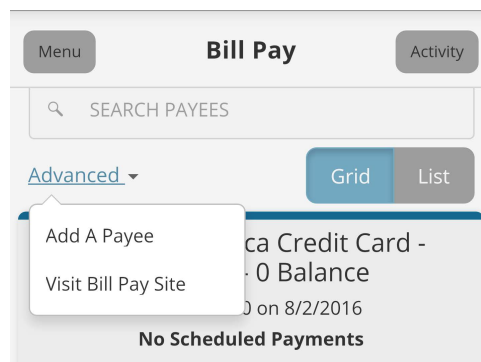
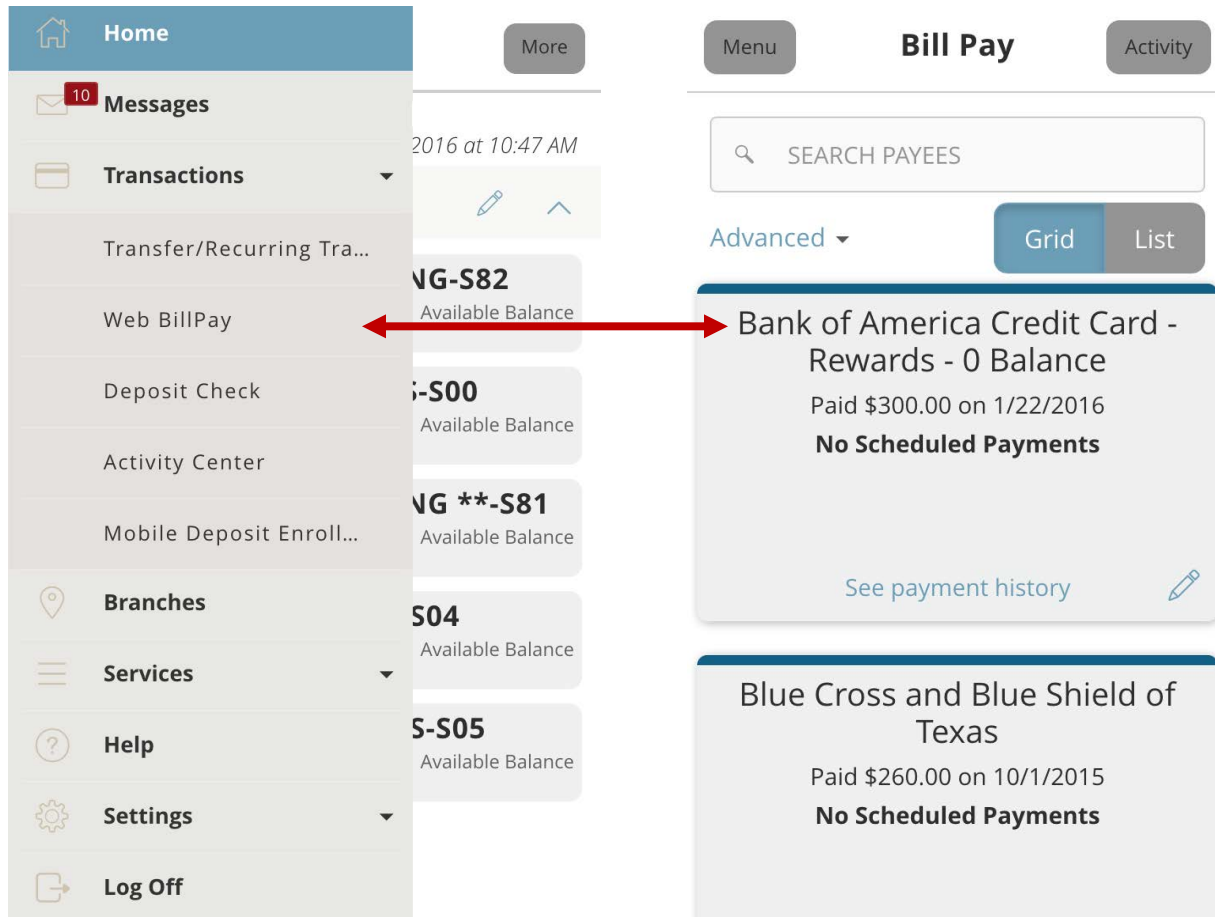
Select "Log Off" to end current Mobile Banking session.

Select "Mobile Deposit Enrollment" to enroll in Mobile Check Deposit.



UHCU Mobile App Guide

Web BillPay Screen



Select "Web BillPay" in the UHCU Mobile App to schedule payments or review activity for all payees.

To add or edit payees, select the arrow next to "Advanced" and then "Add A Payee."

The UHCU Mobile App displays an abbreviated version of Web BillPay. To view the complete Web BillPay site, select "Visit Bill Pay Site" under "Advanced."